

Ultracontour

by MedixSysteme

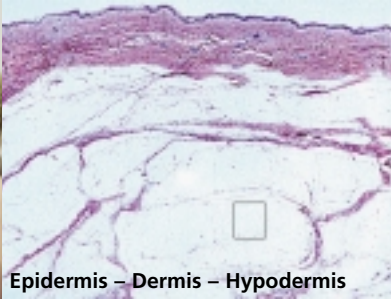
High Intensity aesthetic therapeutic ultrasound

Ultrasound has expanded beyond the imaging realm, with methods and applications extending to novel therapeutic.

Exploring those novelties Medixsysteme now proposes a new way for Plastic Surgeons, Dermatologists and Aesthetic Physicians to treat localised lipodistrophia.

Ultracontour® offers the latest technology in therapeutic HIFU transducers for optimal body shaping results.

Ultracontour® is a non-invasive patented treatment that combines HIFU transducers with multi-sequential ultrasound waves (UMD®).




What is Ultrasound aesthetic therapy?

First studies of ultrasounds were published in 1943, in the *Journal of General Physiology*. The first refined ultrasound systems for the use in medicine were developed in 1950 in the US.

Development and research concerning diagnostics and therapeutic applications, for therapeutic ultrasounds refer to the use of both thermal effects i.e. induced hyperthermia and mechanical effects, i.e. induced vibration.

HIFU, High focalised Ultrasounds, have proven and experienced the application in therapeutic protocols of traditional medical application by renowned physicians all over the world.






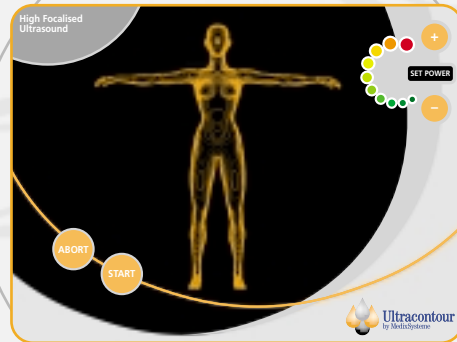
Ultracontour[®], a new therapeutic combined device for optimal results in non-invasive body shaping

Ultracontour[®] generates high power acoustic waves that are precisely localised and precisely controlled in amplitude. It guarantees an improved degree of reliability and safety taking into account the use of a larger amount of electrical and acoustic energy. UMD[®] multisequential ultrasounds waves, have been specifically developed to treat directly the fat cells and drain the fluids and the waste immediately after HIFU session.

- Totally non invasive body contouring.
- Localised fat treatment system such as Lipodistrophia.
- Latest therapeutic ultrasound technology.
- A unique method based on combined therapy (HIFU + UMD[®]).
- User friendly with TFT touch screen option.
- Software Assistance during protocols to Physicians during both treatment.
- No down time for your Patients.
- Developed according to the Medical norms ISO 9001 – 13485 directives.
- Engineering based on long term therapeutic ultrasound experience.
- Patented and Registered internationally.
- System tested by eminent specialist in Europe and Asia.
- Training available in many countries all over the world.



Ultracontour® is unique and patented,
it is the first device in the world to offer dual ultrasound options to the physician.



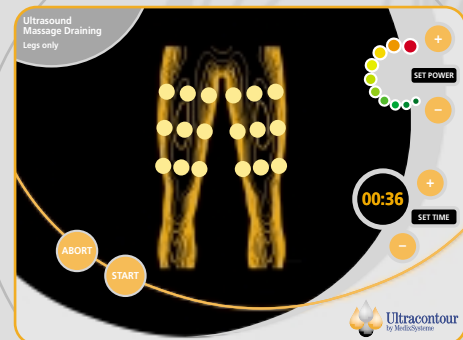
Ultracontour® High Intensity Focalised Ultrasound

An intuitive TFT touchscreen program will guide you.

The HIFU transducer is used to treat the abdomen and thighs point by point, hence optimising the thermal and mechanical effects of the ultrasound.



EN ISO
Certification



Ultracontour® Massage Draining

Automatic programme, piloted by dedicated software to run sequential chains of transducers UMD®. This part of treatment stimulates the fat cells areas in view of boosting elimination in lymphatic system.

Why using a focalised – therapeutically combination

The first treatment phase is to mechanically and thermally disrupt the adipocytes at the focal depth, a real fat exfoliation.

A second phase to achieve elimination by draining ultrasound massage UMD® and drug activity mediation of tested active phytogel ingredients.



MedixSysteme

Medixsysteme Sarl
51 Rue Laennec – 30900 Nimes – France
tel +33 (0)4 66 27 46 16 – fax +33 (0)4 66 76 05 32 – www.medixsysteme.com